


FIG at Home

PAPER TUBE ROCKETS

Design a rocket inspired by the historic launch of the Dragon Crew on the SpaceX Falcon 9 and Endeavor capsule.

MATERIALS

- Toilet paper tube
- Glue or tape
- Shuttle template
- Scissors
- Printer
- Crayons, colored pencils, and/or markers
- Optional: Red, orange, or yellow tissue paper




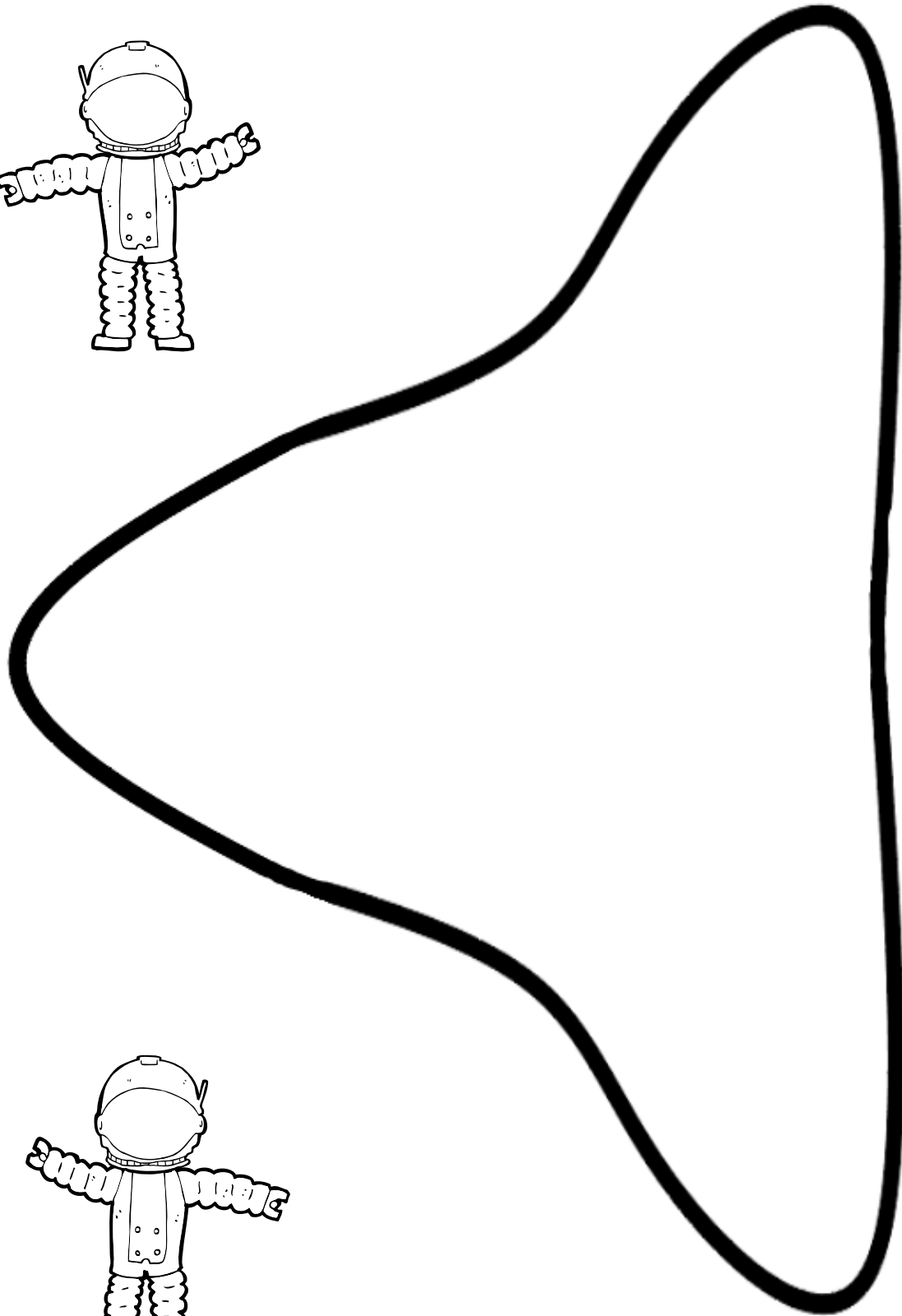

INSTRUCTIONS

1. Print the shuttle and astronaut templates. If you do not have access to a printer, you can draw your own!
2. Color your astronaut.
3. Decorate the shuttle wings. Don't forget to name your shuttle. We named Figlet's shuttle Fortitude. Some historic shuttle names are: Enterprise, Discovery, and Atlantis.
4. Cut out shuttle wings and astronauts.
5. Decorate your toilet paper tube. An option is to cover your toilet paper roll with white paper for a cleaner canvas to work with.
6. With scissors, carefully cut out a small hole in the toilet paper tube for the astronaut to see out of.
7. Glue or tape the tube to the shuttle wings.
8. Optional: glue or tape your astronaut into the shuttle. Or keep them out for more interactive play.
9. For fake fire, tape some cut or torn tissue paper into the bottom of the tube.
10. Get ready to launch in 3....2....1!!

Share your creations by using #FIGatHome and tagging us on Facebook, Twitter and Instagram!



WHATCOM MUSEUM



WHATCOM MUSEUM