

FIG at Home

PIRATE TREASURE HUNT

Shiver me timbers! September 19th is "Talk Like a Pirate Day." Let's be pirates and find ye treasure.

MATERIALS

- Scavenger hunt printout (included)
- Pencil, crayon, or marker
- Pirate vocabulary (included)
- String or ribbon
- Your creative voice



INSTRUCTIONS

1. Print out the treasure hunt sheet.
2. Find a pencil, marker, or crayon to mark the items you've found while on your hunt.
3. Remember to be kind to nature and leave things better than you found them.
4. Practice talking like a pirate using the vocabulary list below. Call your friends "matey" and add in some grunts and growls.

Ahoy - Hello or to get attention

Aye - Yes

Batten down the hatches - Prepare for rough seas

Blimey - When you are frustrated

Doubloons - Gold coins or money

Matey - Friend

Me thinks - I believe

Scallywag - Someone you don't trust

Scupper that - Throw that overboard

Shiver me timbers - Oh my goodness

Walk the plank - Prisoner forced overboard

Yo Ho Ho - Cheerful expression or laugh

Share your outdoor adventure by using #FIGatHome and tagging us on Facebook, Twitter, and Instagram!



WHATCOM MUSEUM

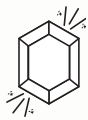
Yo Ho Ho! Use your imagination to find pirate gear and treasure hidden in nature. Shout "Aye!" as you mark off each item.



Aye!

Swashbuckling Sword

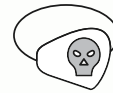
(a stick with handles)



Aye!

Ye Eye Patch

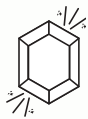
(a leaf attached with string)



Aye!

Pirate's Hook

(a curved stick)



Aye!

Gold Doubloons

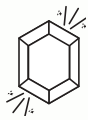
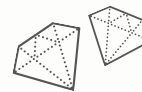
(acorn caps)



Aye!

Jewels and Precious Stones

(rocks and pebbles)



Aye!

A Place to Bury Treasure

(find two sticks and make an X in a special place - X marks the spot)



Share your adventure by using #FIGatHome and tagging us on Facebook, Twitter, and Instagram!



WHATCOM MUSEUM