

FIG at Home

HEART ANIMALS

Fall in love with this "heart" warming animal craft.

MATERIALS

- Card stock or construction paper (multiple colors)
- Heart template and animal examples (included)
- Glue or glue stick
- Scissors
- Black marker
- Googly eyes (optional)



INSTRUCTIONS

1. Cut out several paper hearts in different colors and sizes. Design your own or print out the included heart template. Print the template on colorful card stock or white paper to color the hearts yourself.
2. Sort the hearts into piles by color and size.
3. Start building your animals. Practice rotating and layering the hearts before completing your design. See our animal examples for reference.
4. Glue the hearts together to complete your animal.

Want to create Valentine's Day cards? Glue an animal onto construction paper and add a lovely pun.




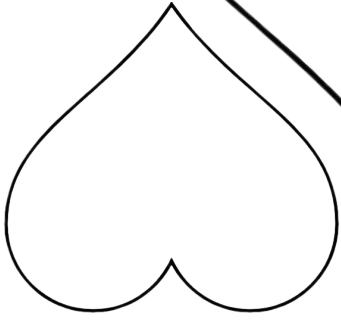







Examples: Owl be your Valentine! No bunny compares to you!

Note: This project was inspired by the book *My Heart Is Like a Zoo*, by Michael Hall.



Share your creations by using #FIGatHome and tagging us on Facebook, Twitter, and Instagram!



WHATCOM MUSEUM



EXAMPLE OF A SEAL AND A RABBIT



EXAMPLE OF AN OWL AND A CATERPILLAR

